


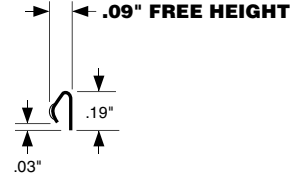
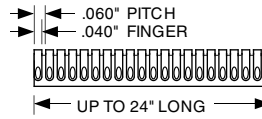
# 5250 Series Special Mounting



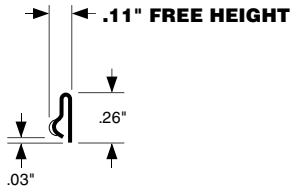
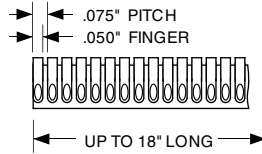
## 5250-01R60-XX REVERSE BEND SPHERICAL

### Compression Force

	25% Compression (0.675")	50% Compression (0.045")
Standard	7 lbs/ft	10 lbs/ft



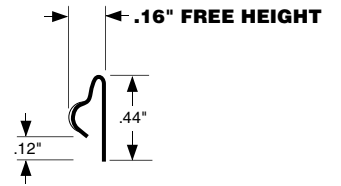
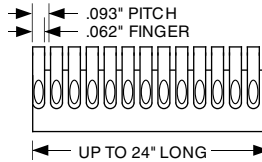
## 5250-02R75-XX REVERSE BEND SPHERICAL



## 5250-03R93-XX REVERSE BEND SPHERICAL

### Compression Force

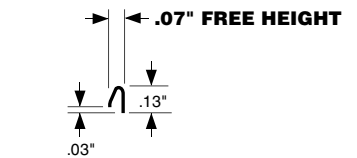
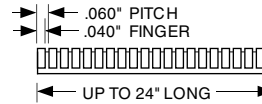
	25% Compression (0.120")	50% Compression (0.080")
Standard	15 lbs/ft	47 lbs/ft



## 5250-04R60-XX REVERSE BEND CONTACTS

### Compression Force

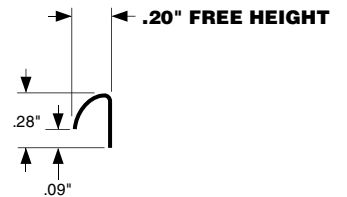
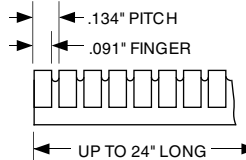
	25% Compression (0.053")	50% Compression (0.035")
Standard	18 lbs/ft	41 lbs/ft



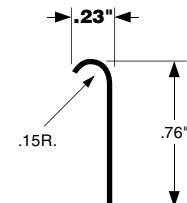
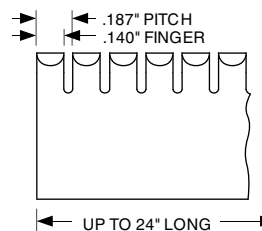
## 5250-09R34-XX REVERSE BEND CONTACTS

### Compression Force


	25% Compression (0.150")	50% Compression (0.100")
Standard	18 lbs/ft	160 lbs/ft
"TF" Style	7 lbs/ft	27 lbs/ft



## 5250-10R87-XX REVERSE BEND CONTACTS



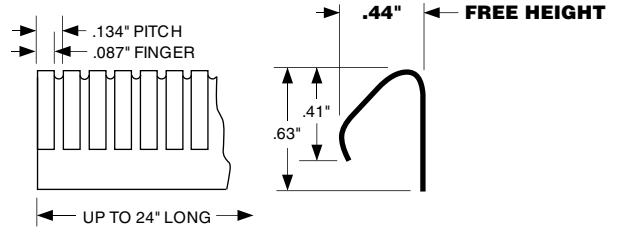
# 5250 Series Special Mounting



## 5250-12R34-XX REVERSE BEND CONTACTS

### Compression Force

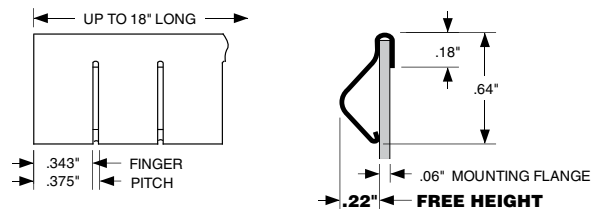
	25% Compression (0.330")	50% Compression (0.220")
Standard	16 lbs/ft	46 lbs/ft



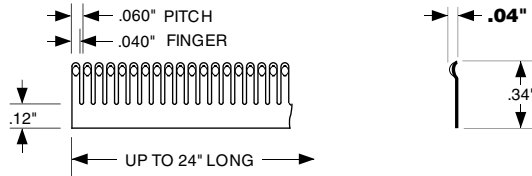
## 5240-20E70-XX SOFT NO-SNAG FINGERS

### Compression Force

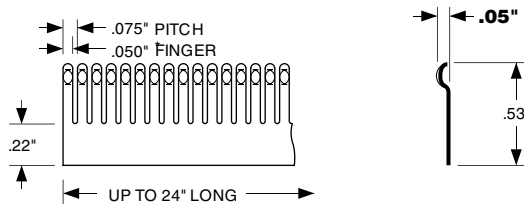
	25% Compression (0.165")	50% Compression (0.110")
Standard	18 lbs/ft	36 lbs/ft



## 5250-01S60-XX SPHERICAL RADIUS



## 5250-03S75-XX SPHERICAL RADIUS



## 5250-09S37-XX CYLINDRICAL RADIUS

### Compression Force

	25% Compression (0.165")	50% Compression (0.110")
Standard	18 lbs/ft	48 lbs/ft

